Part	L	Tol	R_{DC}	I_{DC}	I_{DC}
	(μH)	%	MAX	I_{RMS}	I_{SAT}
			(mΩ)	(A)	(A)
DO5022HC-R47	0.47 @100kHz	M	2	19.2	51.7
DO5022HC-1R0	1.0 @100 kHz	M	3	17.3	37.8
DO5022HC-1R5	1.5 @100 kHz	M	4	13.4	28.9
DO5022HC-2R2	2.2 @100 kHz	M	5	12	23.7
DO5022HC-3R3	3.3 @100 kHz	M	6	11	20.2
DO5022HC-4R7	4.7 @100kHz	M	10	8.6	15.6
DO5022HC-6R8	6.8 @100 kHz	M	15	8.3	14.1
DO5022HC-100	10 @100 kHz	M	20	6.8	11.5
DO5022HC-150	15 @100 kHz	M	30	5.5	9.1
DO5022HC-220	22 @100 kHz	M	40	4.5	7.6
DO5022HC-330	33 @100 kHz	M	60	3.7	6.1
DO5022HC-470	47 @100 kHz	M	74	3.1	5.2
DO5022HC-680	68 @100 kHz	M	120	2.4	4.3
DO5022HC-101	100 @100 kHz	M	170	2	3.6

SPECIFICATION

TYPE = DO5022HC
CONSTRUCTION = SURFACE MOUNT POWER INDUCTOR
TERIMAL COATING = TIN ALLOY OVER COPPER
OPERATING TEMP. = -40 TO +85˚C
STORAGE TEMP = -55 TO +125˚C
INSULATION RESISTANCE = 100MOhm. 100V TERMINAL-CORE
DIELECTRIC STREGTH = 250Vac TERMINAL-CORE
HUMIDITY EFFECTS = L±5 @ 95%RH, 40˚C, 1HR
Q±5 @ 95%RH, 40˚C, 1HR
PACKAGING = 1000PCS/REEL
MARKING = 3 CHARACTERS, VALUE

NOTE

TOLERANCE M=20%.

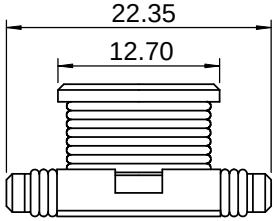

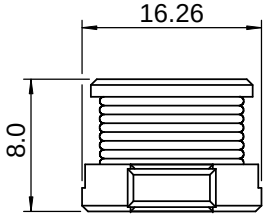

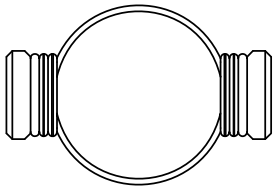

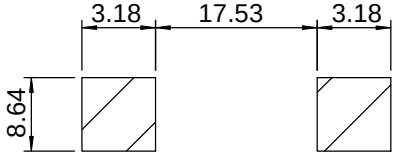

PROPRIETARY AND CONFIDENTIAL
THE INFORMATION CONTAINED IN THIS DRAWING IS THE SOLE PROPERTY OF AIT COMPONENTS LTD. ANY REPRODUCTION IN PART OR AS A WHOLE WITHOUT THE WRITTEN PERMISSION OF AIT COMPONENTS LTD IS STRICTLY PROHIBITED.

	NAME	DATE
DRAWN		
CHECKED		
ENG APPR.		

UNLESS OTHERWISE SPECIFIED
DIMENSIONS ARE IN MILLIMETERS
TOLERANCES:
ONE PLACE DECIMAL +/-0.3
TWO PLACE DECIMAL +/-0.13
ANGLE +/-1 DEGREE

MATERIAL --

FINISH --

DO NOT SCALE DRAWING

AIT COMPONENTS LTD
www.aitcomponents.com

TITLE:
DO5022HC HIGH CURRENT SMD POWER INDUCTOR

SIZE A | DWG. NO. DO5022HC SMD POWER INDUCTOR | REV. 00

SCALE:1:1 | SHEET 1 OF 1