

.079" (2.00mm) Center Header

6100 Series

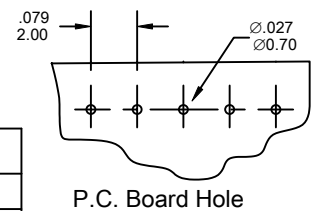
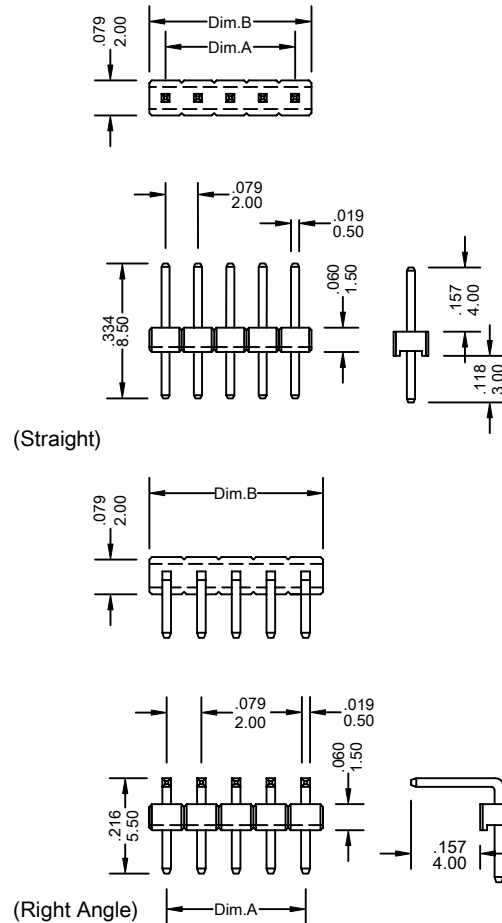
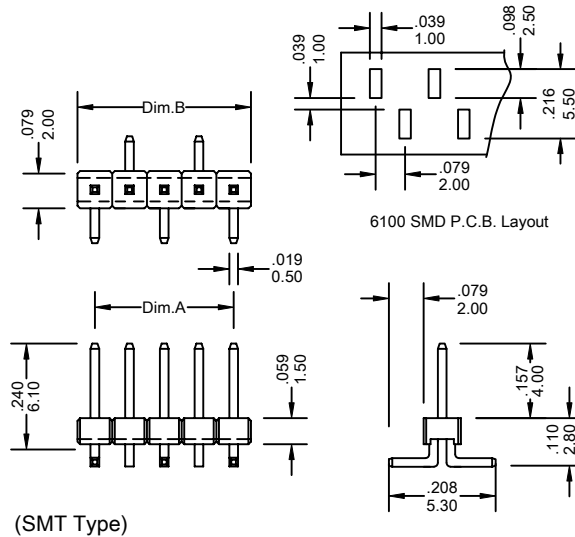
FEATURES:

- . 2-40 Circuits
- . .0197"[0.50mm] Square wire pins
- . Nylon 6T, [UL 94V-0]
- . Straight or right angle pins
- . PC Board and back planes

SPECIFICATIONS:

- . Current rating: 2A AC, DC
- . Voltage rating: 250V AC, Maximum
- . Temperature range: -40°C ~+ 105°C
- . Contact resistance: Initial Value/10mΩ max.
After environmental testing /20mΩ max.
- . Insulation resistance: 5000 MΩ min
- . Withstand Voltage: 1500V AC/minute
- . Applicable PC Board thickness: .063"[1.6mm]

UNIT: INCH
MM



Ordering Information 6100 Series

Series No.	No. of Contacts	Contact Type	P.C.B Mount	Contact Plating	Material	
6100	- 05P	S	A	G1	- 6T	- PB
6100 Series	02P ~ 40P	S: Straight R: Right Angle	A: Standard Type B: SMT Type	T: Tin G1: Gold Flash G5: 5u" Gold G10: 10u" Gold G15: 15u" Gold G30: 30u" Gold [G: Full Gold]	Nylon 6T	RoHs
* PIN LENGTH CAN BE CHANGED TO CUSTOM'S SPECIFICATION						

Dimensional Information

Circuits	Dim.A± .008 0.20	Dim.B± .008 0.20	Circuits	Dim.A± .008 0.20	Dim.B± .008 0.20	Circuits	Dim.A± .008 0.20	Dim.B± .008 0.20
2	.079 2.00	.158 4.00	3	.158 4.00	.239 6.00	4	.239 6.00	.315 8.00

6100 Series

* FOR CIRCUIT SIZES 5 THROUGH 40 ADD .079" O 2.00MM FOR EACH ADDITIONAL PIN.R