

# 3DC15F

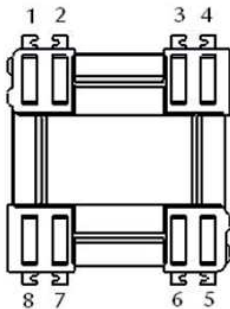
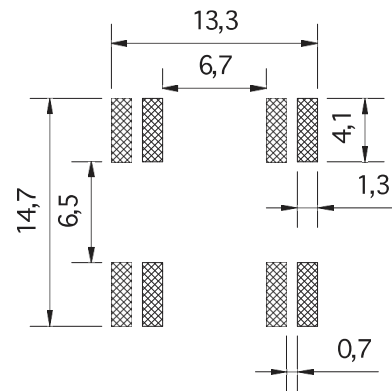
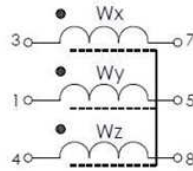
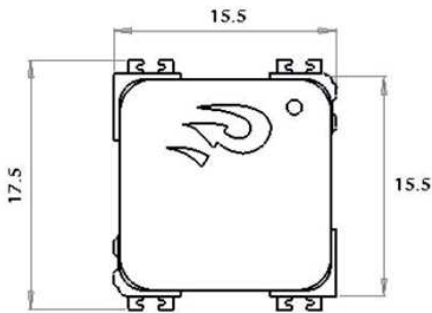
SMD Foam Label 3D Coil 17.5x15.5x5 mm MAX (2.47 mH – 7.2 mH)

## Characteristics

- Evolution of the 3DC15 series.
- The foam, placed on the top of the part, absorbs better the shocks and, thus, improves the mechanical performance of the piece.
- High drop test resistance (up to 500 times 1m) due to a maximized pin area.
- High stability in temperature (-40°C to +85°C).
- Isotropic version available.
- Designed for 125 kHz and 134 kHz.



## Dimensions and recommended pad layout



All dimensions in mm

Tolerances unless otherwise specified:  $\pm 0.20$ mm

Pins coplanarity 0.15mm

## Electrical specifications

P/N	L x,y,z (mH)	Q x,y,z Min	Fre- quency (kHz)	Cres (pF)	SRF x,y (kHz) Min	SRF z (kHz) Min	DCR x,y ( $\Omega$ ) Max	DCR z ( $\Omega$ ) Max	Sensitivity x,y,z (mVpp/ App/m) Min	Length (mm)	Width (mm)	Height (mm)
3DC15F-0247J	2.47	23	125	656	500	1000	75	75	55	15.5	17.5	5
3DC15F-0491J	4.91	27	125	330	350	750	105	140	85	15.5	17.5	5
3DC15F-0720J	7.20	30	125	225	330	700	120	172	95	15.5	17.5	5

This chart is a reference guide for the most common required values at working frequency of 125 kHz. Any other inductance value at LF or tighter tolerances can be provided. Also can be supplied different inductance values in the different winding axis. Please contact our sales department for any inquiry.

L and Q factor measured at 125 kHz, 1 Vac.

Sensitivity measured with Helmholtz coils  $H=8.36$  App/m @125 kHz. Contact us for measurement specification.

SRF: Self Resonant Frequency of the coil.