

.079" (2.00mm) Pitch Female Signal (Futurebus) Header

24557 Series

Right Angle, 5 rows wide body press fit & solder type

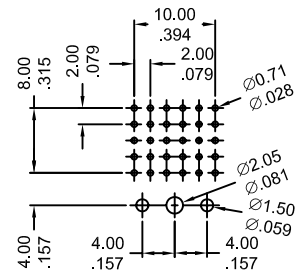
FEATURES:

- . 30,60,120,240 Circuits
- . Housing: Glass Filled LCP, UL 94V-0
- . Contact: Phosphor Bronze
- . Packaging: Tray
- . Mates With: 25333
- . Tulip-shaped dual-beam contact provides high normal force and low insertion force
- . Selective Gold plated in terminal contact area
- . Integral terminal guide plate for true PCB positioning
- . Press-fit PCB retention pegs
- . High-temperature material withstands wave soldering
- . Polarizing key posts and guide walls

SPECIFICATIONS:

- . Current rating: 1.0A
- . Voltage rating: 100V
- . Temperature range: -55°C ~+ 125°C
- . Contact resistance: A Row 25mΩ max.
B Row 35mΩ max.
C Row 40mΩ max.
D Row 45mΩ max.
E Row 50mΩ max.
- . Insulation resistance: 1000mΩ min.
- . Dielectric withstanding voltage: 750V AC

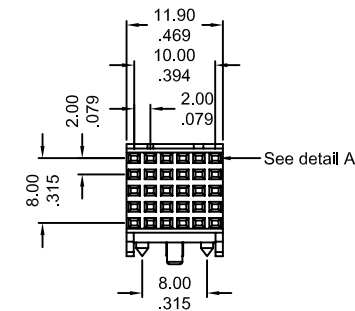
UNIT: MM
INCH



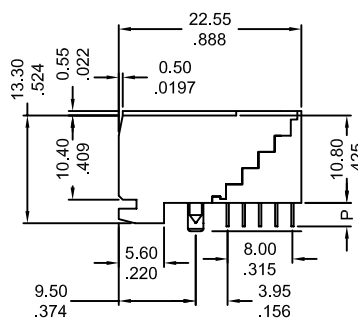
Recommended P.C Board

Hole Layout

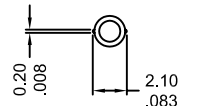
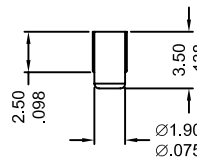
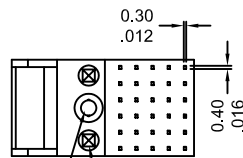
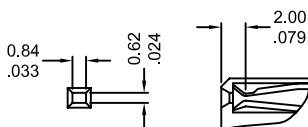
Thickness: $\frac{1.60}{.063}$ & $\frac{2.40}{.094}$



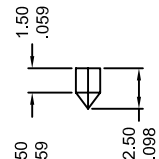
Detail A
(Scale 2:1)



See detail E - See detail F



Detail E
(Scale 2:1)



Detail F
(Scale 2:1)

Ordering Information 24557 Series Press Fit and Solder Dip

Series No.	No. Of Contact	DIP Style "P"	
24557	- 30F	1	- PB
24557 Series	30F 60F 120F 240F	1:solder for PBC 1.6mm (P= $\frac{2.90}{.114}$) 2:solder for PBC 2.4mm (P= $\frac{3.60}{.142}$) 3:press fit (P= $\frac{2.90}{.114}$)	RoHs