

.165" (4.20mm) Dual Row Housing

15559 Series (Plug)

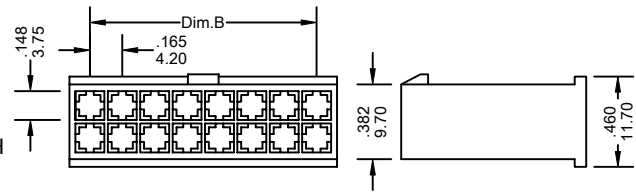
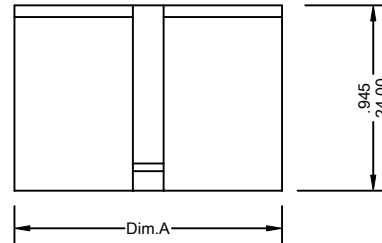
FEATURES:

- . 2-24 Circuits
- . Positive Housing locks
- . Nylon 66 [UL 94V-2], Nature
- . 10 milliohm contact resistance
- . Straight Angle, Dual Row Peg Mounted
- . Fully isolated terminals
- . Accepts double cantilever crimp terminal [15559-T-T]

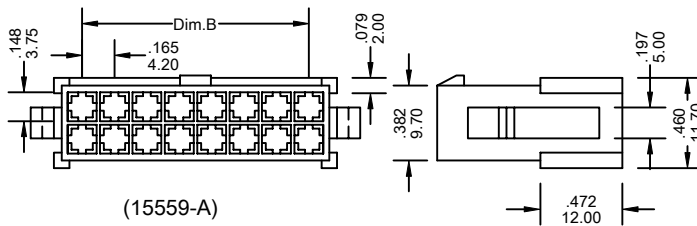
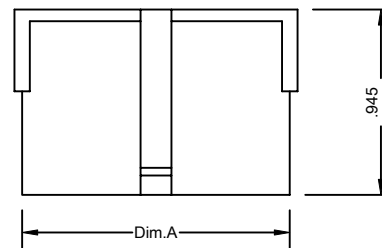
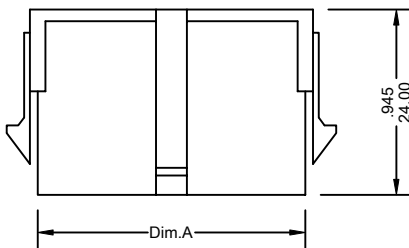
SPECIFICATIONS:

- . Current rating: 9A AC. DC Per circuit
- . Voltage rating: 600 (RMS)
- . Temperature range: -40°C ~ +105°C
- . Contact resistance: Initial Value/10mΩ max.
After environmental testing
/20mΩ max.
- . Insulation resistance: 1000 MΩ min
- . Withstand Voltage: 1500V AC/minute
- . Applicable PC board thickness: .070"[1.78mm] max

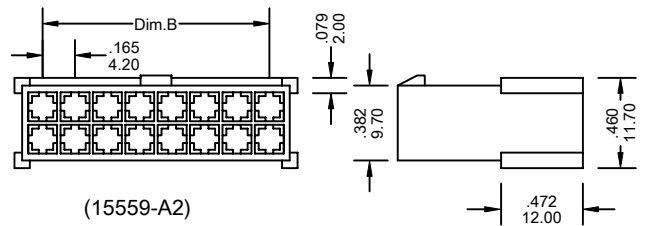
UNIT: INCH
MM



(15559-A1)
Free Housing



(15559-A)
Panel Mount



(15559-A2)
Without Panel Mount

Ordering Information 15559 Series

Series No.	No. of Contacts	Contact Type	Material	
15559	- 2X08P -	A	V0	- A
15559 Series	2X01P ~ 2X12P	A: With Panel Mount A1: Free Housing A2: Without Panel Mount	V0: UL 94V-0, Nature V2: UL 94V-2, Nature	RoHs

Dimensional Information

Circuits	Dim.A± .008 0.20	Dim.B± .008 0.20	Circuits	Dim.A± .008 0.20	Dim.B± .008 0.20	Circuits	Dim.A± .008 0.20	Dim.B± .008 0.20
2	.213 5.40	—	4	.378 9.60	.165 4.20	6	.543 13.80	.331 8.40

* FOR CIRCUIT SIZES 8 THROUGH 24 ADD .165" OR 4.20MM FOR EACH ADDITIONAL PIN.