

## .200" (5.08mm) Center P.C.Board Connectors

### 1508-C Series

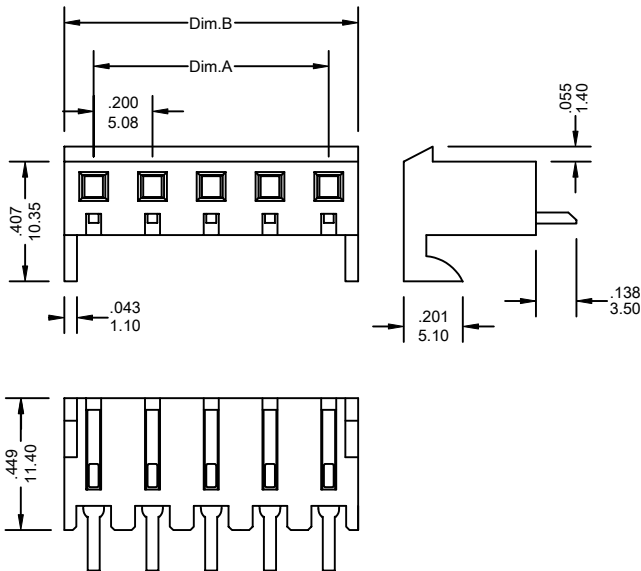
#### FEATURES:

- . 2-20 Circuits
- . Housing, UL 94V-2 Nylon 6/6, Natural
- . Designed for parallel and perpendicular board stacking, connection
- . Mates with .045"[1.14mm] square pins

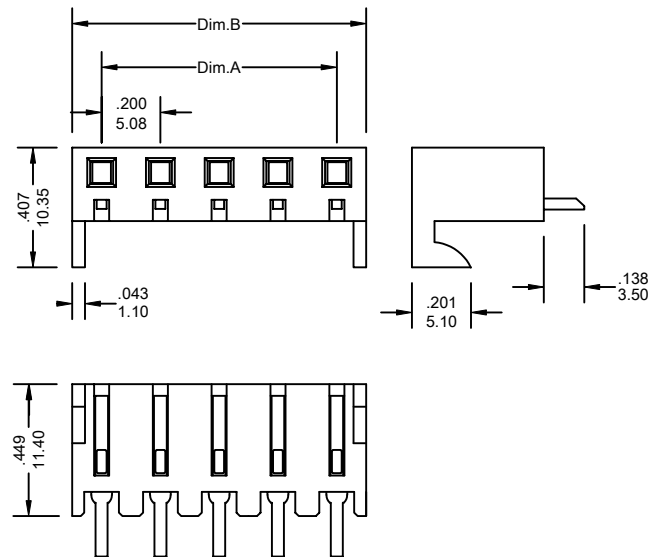
#### SPECIFICATIONS:

- . Current rating: 7A AC, DC
- . Voltage rating: 250V AC, Maximum
- . Temperature range: -40°C ~ +105°C
- . Contact resistance: Initial Value/10mΩ max.  
After environmental testing  
/20mΩ max.
- . Insulation resistance: 5000 MΩ min
- . Withstand Voltage: 1500V AC/minute
- . Applicable PC board thickness: .063"[1.6mm]

UNIT: INCH  
MM



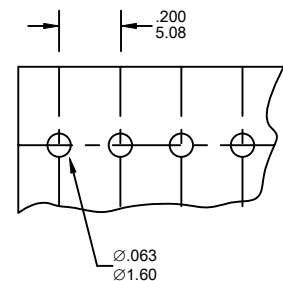
Y: With Locking Ramp



N: Without Locking Ramp

### Ordering Information 1508-C Series

Series No.	No. of Contacts	Polarizing Rib	Contact Plating	
1508-C	- 07P	Y	T	- PB
1508-C Series	02P ~ 20P	Y: With Locking Ramp N: Without Locking Ramp	T: Tin S1: Gold Flash S5: 5u" Gold S10: 10u" Gold S15: 15u" Gold S30: 30u" Gold [S: Selective Gold]	RoHs



Recommended Hole Dimensions

### Dimensional Information

Circuits	Dim.A± .008 0.20	Dim.B± .008 0.20	Circuits	Dim.A± .008 0.20	Dim.B± .008 0.20	Circuits	Dim.A± .008 0.20	Dim.B± .008 0.20
2	.200 5.08	.400 10.16	3	.400 10.16	.600 15.24	4	.600 15.24	.800 20.32
1508-C Series * FOR CIRCUIT SIZES 5 THROUGH 20 ADD .200" OR 5.08MM FOR EACH ADDITIONAL PIN.								